

20  
23



meet nature  
in its different  
EXPRESSIONS

**exclusive**  
TILES

[www.exclusivetiles.co.in](http://www.exclusivetiles.co.in)

SIZE : 600x600mm

FINISH : SATIN / RUSTIC / POLISH

THICKNESS : 9mm

**FULLBODY**  
TILES



**DENSE COFFEE**



**DENSE CREMA**



**DENSE COPPER**



**DENSE GREY**



**DENSE NEGRO**



**DENSE LUX**



**DENSE VERDE**



**DENSE SAHARA**

**DENSE COPPER**





DENSE NEGRO



SIZE : 600x600mm

FINISH : SATIN

THICKNESS : 9mm



FLOAT XL GREY



FLOAT GREY



FLOAT JET BLACK



FLOAT CREMA



FLOAT MUSHROOM



FLOAT KOTTA





FLOAT MUSHROOM

SIZE : 600x600mm

FINISH : SATIN / RUSTIC / POLISH

THICKNESS : 9mm

**FULLBODY**  
TILES



GLIMPSE BLACK



GLIMPSE WHITE





GLIMPSE BLACK




SIZE : 600x600mm

FINISH : SATIN

THICKNESS : 9mm


**FULLBODY**  
TILES




MOSAIC WHITE



MOSAIC NERO



MOSAIC GREY



MOSAIC COPPER

MOSAIC WHITE






MOSAIC GREY



Tranquil  
**creation**



**600x**  
**600mm**

[ Thickness - **16mm** ]

**FULLBODY**  
TILES



HIGH  
STRENGTH



<0.05% WATER  
absorption




SLIP  
RESISTANT



MAINTENANCE  
FREE





DENSE LUX

SIZE : 600x600mm

FINISH : SATIN / RUSTIC

THICKNESS : 16mm

**FULLBODY**  
TILES



DENSE COFFEE



DENSE CREMA



DENSE LUX



DENSE GREY




DENSE NEGRO



DENSE SAHARA



DENSE VERDE







DENSE SAHARA



Elemental

**world**

600x  
1200mm



## FULLBODY TILES



HIGH  
STRENGTH



<0.05% WATER  
absorption



SLIP  
RESISTANT



MAINTENANCE  
FREE

SIZE : 600x1200mm

FINISH : SATIN

THICKNESS : 9mm

**FULLBODY**  
TILES



**DENSE GREY**



**DENSE CREMA**



**DENSE COFFEE**



**DENSE NEGRO**

DENSE GREY



SIZE : 600x1200mm

FINISH : SATIN

THICKNESS : 9mm

**FULLBODY**  
TILES



DENSE VERDE



DENSE SAHARA



DENSE VERDE



DENSE LUX





DENSE CREMA



SIZE : 600x1200mm


FINISH : SATIN

THICKNESS : 9mm

**FULLBODY**  
TILES



FLOAT CREMA




FLOAT XL GREY



FLOAT GREY



FLOAT JET BLACK



FLOAT CREMA



FLOAT MUSHROOM



FLOAT KOTA



FLOAT GREY





GLIMPSE WHITE

SIZE : 600x1200mm

FINISH : SATIN / POLISH

THICKNESS : 9mm

**FULLBODY**  
TILES



GLIMPSE BLACK



GLIMPSE WHITE





GLIMPSE WHITE



SIZE : 600x1200mm

FINISH : SATIN / POLISH

THICKNESS : 9mm

**FULLBODY**  
TILES




**MOSAIC BROWN**



**MOSAIC FOSSIL**



**MOSAIC GALAXY**



**MOSAIC GREY**



**MOSAIC NERO**



**MOSAIC WHITE**





**MOSAIC POLISH WHITE**



SIZE : 600x1200mm

FINISH : SATIN

THICKNESS : 9mm

**FULLBODY**  
TILES



SLATE NERO



SLATE CREMA



SLATE GREY



SLATE NERO





SLATE CREMA



Gracious  
**universe**

**300x**  
**1200mm**

[ Thickness - **11mm** ]



**FULLBODY**  
TILES



HIGH  
STRENGTH



<0.05% WATER  
absorption



SLIP  
RESISTANT



MAINTENANCE  
FREE




SIZE : 300x1200mm


FINISH : SATIN

THICKNESS : 11mm

**FULLBODY**  
TILES




**DENSE GREY**



**DENSE NEGRO**



**DENSE CREMA**



**DENSE COFFEE**



**DENSE SAHARA**



**DENSE VERDE**



**DENSE LUX**

DENSE COFFEE





DENSE CREMA



SIZE : 300x1200mm

FINISH : SATIN / RUSTIC

THICKNESS : 11mm

**FULLBODY**  
TILES



**GLIMPSE BLACK**



**GLIMPSE WHITE**



**GLIMPSE BLACK**



**TECHNICAL SPECIFICATION & PACKING DETAILS FOR FULLBODY VITRIFIED TILES 600X600MM**

SR.NO.	TEST REFERENCE (IS 13630:2019)	OUR TOLERANCE LIMIT
1	Size variation, IS:13630(pt-1)	+/- 0.2 mm
2	Thickness variation,IS:13630(pt-1)	+/- 0.2 mm
3	Deviation straightness in mm,IS:13630(pt-1)	+/- 0.2 mm
4	Deviation in rectangularity,IS:13630(pt-1)	+/- 0.2 mm
5	War page/curvature,IS:13630(pt-1)	-0.30 to + 0.40 mm
6	Glossiness	Not A
7	Surface Quality, IS:13630(pt-1)	>98% free from visible defects
8	Water absorption, IS:13630(pt-2)	Av E < 0.5 %
9	Modulus of rupture [N/mm <sup>2</sup> ] IS:13630(PT-6)	Min. 40
	Breaking Strength (N)	Not Less Than 1500N
10	Surface Abrasion Resistance of Glaze Tiles 1 to V IS:13630(pt-11)	Min.50000 Rev pass Class-V (For VC/RT),
11	Scratch Hardness (Moh's scale),IS:13630(pt-13)	Min6
12	Coefficient of linear Thermal Expansion From ambient temperature to 100c (K-1), IS:13630(pt-40)	6x10-6K-1 ,Max
13	Crazing Resistance Glazed tiles ,IS:13630(pt-9)	4 Cycle @7.5 bar
14	Thermal Shock Resistance , IS 13630(pt-5)	Min 10 Cycle Passed
15	Chemical Resistance IS: 13630(pt-7):2019	Min.Class-5 (Marker test) Min Class 5 Methylene blue test Must be passed)
	Resistance to staining of Un-glaze Tiles Class5-1	Min Class-5
	Resistance to household chemical and swimming pool salts	Class UA
	Resistance to acids and alkalis (with the exception of hydrofluoric acid and its compounds)	Class UHA

NOMINAL SIZE	THICKNESS	FINISH	AVERAGE WEIGHT	NO. TILES PER BOX	COVERAGE PER BOX
600X600MM	9MM	MATT	28.5	4 PCS	1.44 SQ.MTR. 15.5 SQ.FT.
600X600MM	9MM	POLISH	26.6	4 PCS	1.44 SQ.MTR. 15.5 SQ.FT.
600X600MM	16MM	MATT	26	2 PCS	0.72 SQ.MTR. 7.75 SQ.FT.
600X1200MM	9MM	MATT	29	2 PCS	1.44 SQ.MTR. 15.5 SQ.FT.
600X1200MM	9MM	POLISH	28	2 PCS	1.44 SQ.MTR. 15.5 SQ.FT.
300X1200MM	11MM	MATT	36	4 PCS	1.44 SQ.MTR. 15.5 SQ.FT.



**exclusive**  
TILES



GLIMPSE WHITE